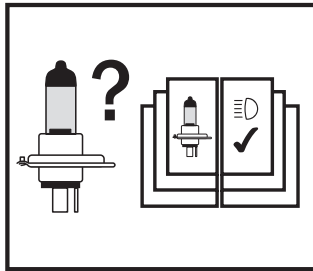
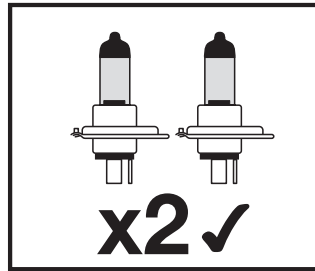


# AUTOMOTIVE BULB INSTRUCTIONS

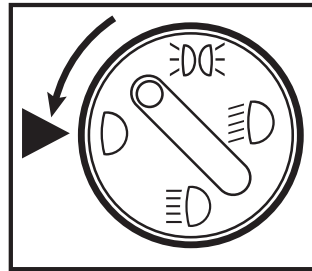
When fitting a replacement bulb, whether it be a headlamp bulb or an auxiliary bulb, certain precautionary steps need to be followed.



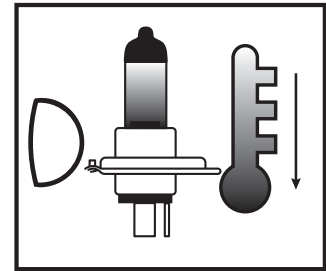
**Step 1**  
Refer to the vehicle handbook




**Step 2**  
Always fit in pairs



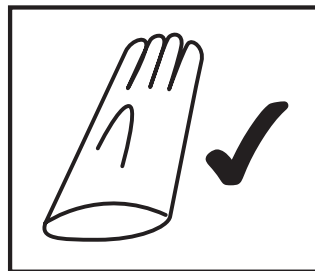
**Step 3**  
Turn lights off




**Step 4**  
Allow the bulb cool down



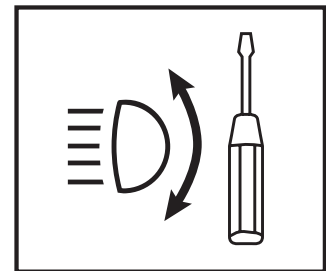
**Step 5**  
Don't handle the glass



**Step 6**  
Wear gloves



**Step 7**  
Wear goggles



**Step 8**  
Realign headlights after fitting



Lead-free.



Safe for use in plastic headlamps.



E approved.



Not for use in the home. Vehicle use only.